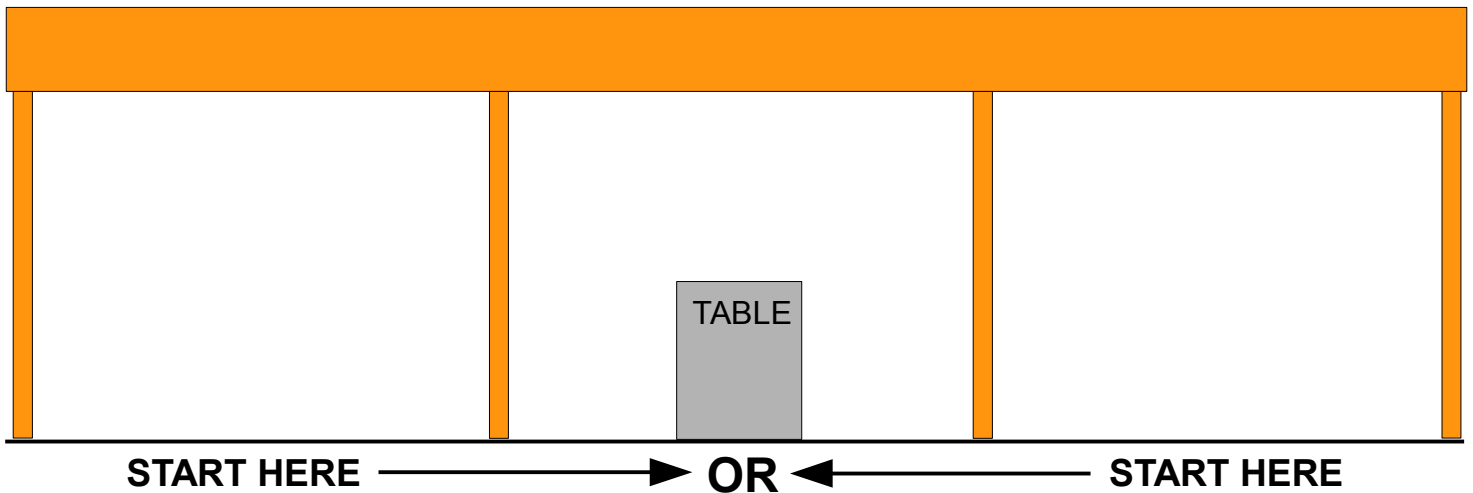
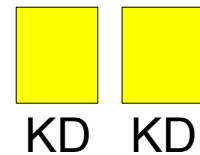
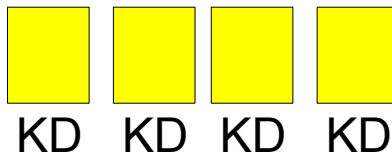
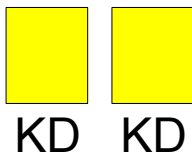


September 2013 Stage 4

# I.M. PORTLY DETECTIVE AGENCY

**Ammo required: 8+ Shotgun**



To be hired by Mr. Portly you must show him how good you are with a Shotgun

**Stage Procedure:** This is a Shotgun only stage. You can start from the left or right.

## Starting Position:

Standing in the center of the left bay or right bay with your Shotgun at Cowboy Port Arms open and empty. When the Shooter is ready say the line ***“Watch me Boss”***.

**At the Beep**, Shoot the Knockdowns in any direction until down. Make Shotgun safe and move to center of middle bay. Shoot the Knockdowns in any direction until down. Make Shotgun safe and move to center of opposite bay you started from. Shoot the Knockdowns in any direction until down. Make Shotgun safe and proceed to the unloading table. Shotgun ammo for the center bay can be staged on table. Ammo for the right and left bays must be staged on your person.

**Watch the 170 Rule when traveling with your shotgun**

Targets required: (8) Knockdowns